



Kiwa Ltd.  
 Unit 5 Prime Park Way  
 Prime Enterprise Park  
 Derby  
 DE1 3QB  
 +44 (0)1332 383333  
 uk.bpenquiries@kiwa.com  
 www.kiwa.co.uk/bda

**BAF-24-320-P-A-UK**  
**BDA Agrément®**  
**Wrapsulate**  
**Spray Foam Insulation**  
**for Suspended Ground Floors**

Elastochem Specialty Chemicals Inc.  
 37 Easton Road  
 Brantford, Ontario  
 N3P 1J4  
 Canada  
 +1 (877) 787-2436  
 info@elastochem.com  
 www.elastochem.com


**SCOPE OF AGRÉMENT**

This BDA Agrément® (hereinafter 'Agrément') relates to Wrapsulate (hereinafter the 'Product'). The Product is an in-situ formed, water-blown, spray-applied (hereinafter 'applied') thermal insulation layer which contributes to the thermal performance of suspended ground floors (hereinafter 'suspended floors'). The Product is for internal application between joists of suspended timber floors in new and existing residential and non-residential buildings.

**DESCRIPTION**

The Product consists of two liquid-based components (hereinafter 'Product components') that are mixed under pressure and applied in-situ to form an open cell structure, semi-rigid polyurethane (hereinafter 'PUR') seamless foam insulation layer, in accordance with BS EN 14315-2, that adheres to the treated surface. The Product is applied in layers until the final required design thickness (not exceeding 400 mm) is achieved. Once applied, the Product expands, solidifies and cures.

**ILLUSTRATION**



**THIRD-PARTY ACCEPTANCE**

See Section 3.3 (Third-Party Acceptance).

**STATEMENT**

It is the opinion of Kiwa Ltd. that the Product is safe and fit for its intended use, provided it is specified, installed and used in accordance with this Agrément.

Craig Devine  
 Operations Manager, Building Products

Alpheo Mlotha CEng FIMMM MBA  
 Business Unit Manager, Building Products

## SUMMARY OF AGRÉMENT

This document provides independent information to specifiers, specialists, engineers, building control personnel, contractors, installers and other construction industry professionals who are considering the safety and fitness for purpose of the Product. This Agrément covers the following:

- Conditions of use;
- Production Control, Quality Management System and the Annual Verification Procedure;
- Product components and ancillary items, points of attention for the Specifier and examples of details;
- Installation;
- Independently assessed Product characteristics and other information;
- Compliance with national Building Regulations, other regulatory requirements and Third-Party Acceptance, as appropriate;
- Sources.

## MAJOR POINTS OF ASSESSMENT

**Moisture control** - see Section 2.2.7 - the Product:

- has a low-volume closed cell percentage;
- can contribute to limiting the risk of interstitial and surface condensation;
- is not resistant to water penetration;
- has low water vapour transmission resistance.

**Strength** - see Section 2.2.8 - the Product has adequate adhesion strength on substrates it is intended to be applied to.

**Fire performance** - see Section 2.2.9 - the Product is classified as European Classification F, in accordance with BS EN 13501-1.

**Thermal performance** - see Section 2.2.10 - the Product improves the thermal insulation of a suspended floor and can contribute to satisfying the requirements of the national Building Regulations.

**Durability** - see Section 2.2.11 - the Product shall have a service life durability equivalent to that of the building into which it is incorporated.

**UKCA, UKNI and CE marking** - see Section 2.2.12 - the Agrément holder has responsibility for conformity marking, in accordance with all relevant British and European Product Standards.

## CONTENTS

### Section 1 - General considerations

- 1.1 - Conditions of use
- 1.2 - Production Control and Quality Management System
- 1.3 - Annual Verification Procedure - continuous surveillance

### Section 2 - Technical assessment

- 2.1 - Product components and ancillary items
- 2.2 - Points of attention to the Specifier
- 2.3 - Examples of typical details
- 2.4 - Installation
- 2.5 - Independently assessed Product characteristics

### Section 3 - CDM, national Building Regulations and Third-Party Acceptance

- 3.1 - The Construction (Design and Management) Regulations 2015 and The Construction (Design and Management) Regulations (Northern Ireland) 2016
- 3.2 - The national Building Regulations
- 3.3 - Third-Party Acceptance

### Section 4 - Sources

### Section 5 - Amendment history

### Section 6 - Conditions of use

## 1 GENERAL CONSIDERATIONS

### 1.1 CONDITIONS OF USE

#### 1.1.1 Limitations

This Agrément has been prepared in accordance with the mandatory requirements defined in the relevant Kiwa Technical Requirement. Some information in this Agrément is provided for guidance or reference purposes only; this information falls outside the scope of the Technical Requirement.

#### 1.1.2 Application

The assessment of the Product relates to its use in accordance with this Agrément and the Agrément holder's requirements.

#### 1.1.3 Assessment

Kiwa Ltd. has assessed the Product in combination with relevant test reports, technical literature, the Agrément holder's quality plan, DoPs and site visit, as appropriate.

#### 1.1.4 Installation supervision

The quality of installation and workmanship shall be controlled by a competent person who shall be an employee of an Approved Installer.

The Product shall be installed strictly in accordance with the instructions of the Agrément holder and the requirements of this Agrément.

#### 1.1.5 Geographical scope

The validity of this document is limited to England, Wales, Scotland, Northern Ireland and Ireland, with due regard to Section 3 of this Agrément (CDM, national Building Regulations and Third-Party Acceptance).

#### 1.1.6 Validity

The purpose of this Agrément is to provide well-founded confidence to apply the Product within the scope described. The validity of this Agrément is as published on [www.kiwa.co.uk/bda](http://www.kiwa.co.uk/bda).

### 1.2 PRODUCTION CONTROL AND QUALITY MANAGEMENT SYSTEM

Kiwa Ltd. has conducted an audit of the Agrément holder and determined that they fulfil all their obligations in relation to this Agrément in respect of the Product.

The initial audit demonstrated that the Agrément holder has a satisfactory Quality Management System (QMS) and is committed to continuously improving their quality plan. Document control and record-keeping procedures were deemed satisfactory. A detailed Production Quality Specification (PQS) has been compiled to ensure traceability and compliance under the terms of this Agrément.

### 1.3 ANNUAL VERIFICATION PROCEDURE - CONTINUOUS SURVEILLANCE

To demonstrate that the Product conforms with the requirements of the technical specification described in this Agrément, an Annual Verification Procedure has been agreed with the Agrément holder in respect of continuous surveillance and assessment, and auditing of the Agrément holder's QMS.

## 2 TECHNICAL ASSESSMENT

This Agrément does not constitute a design guide for the Product. It is intended only as an assessment of safety and fitness for purpose.

### 2.1 PRODUCT COMPONENTS AND ANCILLARY ITEMS

#### 2.1.1 Components included within the scope of this Agrément

The components listed in Table 1 below are integral to the Product.

Table 1 - Integral components

Product	Description
Wrapsulate	an in-situ formed, semi-rigid PUR, open cell foam insulation complying with BS EN 14315-1. It is produced by an exothermic reaction between an isocyanate component and a resin (polyol blend) component. Once sprayed and cured, it has a density ranging from 13 to 18 kg/m <sup>3</sup>

#### 2.1.2 Ancillary items falling outside the scope of this Agrément

The following ancillary items detailed in this Section may be used in conjunction with the Product, but fall outside the scope of this Agrément:

- spray machinery;
- vapour permeable membrane;
- vapour control layer (hereinafter 'VCL');
- timber, steel and concrete elements;
- floorboards.

### 2.2 POINTS OF ATTENTION TO THE SPECIFIER

#### 2.2.1 Design

##### 2.2.1.1 Design responsibility

Project-specific design is the responsibility of an Approved Installer, trained and approved by the Agrément holder. The Specifier may be an Approved Installer.

##### 2.2.1.2 Basis of design

The characteristics detailed in the section titled 'Major Points of Assessment' shall be considered during the use of the Product.

##### 2.2.1.3 General design considerations

The Product is satisfactory for use in reducing the thermal transmittance (hereinafter 'U-value') of suspended floors of new and existing residential and non-residential buildings.

A project-specific design is required. This shall be developed in close co-operation with the Agrément holder. It shall give due consideration to:

- BS EN 300;
- BS EN 351-1;
- BS EN 1992-1-1 / I.S. EN 1992-1-1;
- BS EN 1993-1-1 / I.S. EN 1993-1-1;
- BS EN 1995-1-1 / I.S. EN 1995-1-1;
- BS 8000-0;
- BS 8103-3.

Prior to application of the Product, it is essential that construction elements are designed and constructed to incorporate normal precautions against moisture ingress.

Existing suspended floors shall be in a good state of repair with no signs of damp. Any necessary repairs shall be carried out prior to installation.

When the Product is sprayed onto timber frame constructions, installation shall not be carried out until the moisture content of the timbers is less than 19 %.

The Product shall not be applied over electrical cables, recessed lighting, existing vents or ventilation gaps. Consider re-routing, re-laying in conduit or trunking, or de-rating electrical cables. Replace existing recessed lighting with ventilated fittings that incorporate a protective fire hood.

The Product is an open cell foam which is inert once cured and is therefore chemically inactive. The Product will not react with metals typically used in construction elements.

When sprayed from above into the ground floor cavity, a vapour permeable membrane or a lining board shall be fixed to the underside of the joists to confine the Product. A floorboard shall be in place when the Product is sprayed from the underside of the floorboard.

A ventilated air gap of at least 150 mm shall be left between the underside of the joists and the ground, to allow for subfloor ventilation. Care shall be taken to ensure that ventilation grilles in the external walls are kept clear and there is no obstruction to the underfloor ventilation.

Ventilation openings shall be arranged with due consideration to potential ingress of birds and small animals, whilst also reducing the risk of blockage by other building operations.

The Product shall be covered with a suitable floorboard.

#### 2.2.1.4 Project-specific design considerations

The project-specific design shall:

- be determined by the Agrément holder;
- take into account the requirements of the relevant national Building Regulations - see Section 3.2;
- take into account the service life durability required - see Section 2.2.11.

A pre-installation survey is required to allow determination of the project-specific design - see Section 2.4.1.

The project-specific design shall ensure that the following considerations are included in the development of a project-specific design:

- structural adequacy of supporting floor;
- U-value requirements;
- condensation risk analysis requirements;
- choice of a suitable vapour permeable membrane and VCL;
- thermal expansion effects of the supporting floor and the Product;
- design of damp-proof course;
- resistance to the ingress of precipitation, moisture and dangerous gases from the ground.

Account shall be taken of Government Accredited Construction Details for Part L, England and Wales and Accredited Construction Details for Scotland (hereinafter 'Government Accredited Construction Details'), and energy efficiency measures in PAS 2030 and PAS 2035.

#### 2.2.2 Applied building physics (heat, air, moisture)

A Specialist shall check the hygrothermal behaviour of a project-specific design incorporating the Product and, if necessary, offer advice on improvements to achieve the final specification. The Specialist can be either a qualified employee of the Agrément holder or a suitably qualified consultant (in which case it is recommended that the Specialist co-operates closely with the Agrément holder).

#### 2.2.3 Permitted applications

Only applications designed according to the specifications given in this Agrément are permitted. In each case, the Specifier and Installer shall co-operate closely with the Agrément holder.

#### 2.2.4 Installer competence level

The Product shall be installed strictly in accordance with the instructions of the Agrément holder and the requirements of this Agrément.

Installation shall be by employees trained and approved by the Agrément holder and subject to inspections by Kiwa Ltd. under a Kiwa Installation Assessment & Surveillance Scheme.

#### 2.2.5 Delivery, storage and site handling

The Product components are delivered in suitable packaging bearing relevant identification information (such as the Product name, production identification date or batch number, the Agrément holder's name, etc.) and, where applicable, the BDA Agrément® logo incorporating the number of this Agrément.

Prior to installation, the Product components shall be stored in accordance with the Agrément holder's requirements. Good housekeeping protocols shall be followed to avoid damage. When required, particular care shall be taken to:

- avoid exposure to direct sunlight for extended periods of time;
- avoid exposure to high or low temperatures for extended periods of time;
- store Product components in sealed drums or hermetically sealed tanks indoors at temperatures between 18 °C and 30 °C;
- store in a well-ventilated covered area to protect Product components from rain, frost and humidity;
- store away from possible ignition sources.

The isocyanate component is classified as 'harmful' under The Chemicals (Hazard Information and Packaging for Supply) Regulations 2009 (CHIP 4); drums containing Product components bear the appropriate hazard warning signs. The treated area shall be adequately ventilated after application to prevent the inhalation of isocyanate vapour. When cured, the Product is non-hazardous.

The Agrément holder has the responsibility of classifying and labelling the product under Regulation (EC) No 1272/2008 (CLP) on the Classification, packaging and labelling of chemical substances and mixtures. Installation and handling of the Product shall follow the precautions given in the relevant Safety Data Sheets.

#### 2.2.6 Maintenance and repair

Once installed, the Product does not require regular maintenance, provided the weathertightness of the suspended floors is maintained. Damaged or poorly applied Product shall be completely removed and re-applied. For advice in respect of repair and maintenance concerns, consult the Agrément holder.

### Performance factors in relation to the Major Points of Assessment

#### 2.2.7 Moisture control

##### Cell structure

The Product has a very low-volume closed cell percentage (2.42 %), in accordance with BS EN ISO 4590, and is detailed in Section 2.5.1.

##### Condensation risk

The Product has low water vapour transmission resistance, in accordance with BS EN 12086, and is detailed in Section 2.5.1.

Suspended floors incorporating the Product can adequately limit the risk of interstitial and surface condensation when designed in accordance with BS 5250 and BRE Report 262. Room spaces shall be ventilated in accordance with BS 5250. Care shall be taken to provide adequate trickle ventilation, particularly in rooms expected to experience high humidity, and to ensure the integrity of any VCL (where installed) and lining board against vapour ingress.

The Specifier shall carry out a condensation risk analysis (CRA) at design stage on a project-specific basis, in accordance with BS 5250 and BRE Report 262, including an assessment of junctions, openings and penetrations.

### **Water absorption**

The open cell structure means the Product has low resistance to water absorption by immersion, in accordance with BS EN ISO 29767, and is detailed in Section 2.5.1.

### **2.2.8 Strength**

The substrate adhesion of the Product in accordance with BS EN 1607 is detailed in Section 2.5.2.

The Specifier shall ensure that the adhesion of the Product to the substrate is sufficient. To guarantee good bonding, the substrate may be prepared prior to application in accordance with the Agrément holder's requirements.

The Product shall be protected to ensure no damage occurs when handling building materials and tools during installation or where there is risk of damage after the Product is fully cured but not yet covered.

### **2.2.9 Fire performance**

The Product is classified as European Classification F, in accordance with BS EN 13501-1.

The Product shall be:

- protected from naked flames and other ignition sources at all times;
- applied away from recessed lighting, and shall not be applied inside electric outlets or junction boxes.

The Product shall not be applied over junctions between floors and compartment walls or external walls that are required to provide a minimum period of fire resistance. Care shall be taken to ensure continuity of fire resistance at junctions, around openings and service penetrations with fire-resisting elements, in accordance with the national Building Regulations.

### **Proximity of flues and appliances**

The installed Product shall be adequately separated from any heat-producing appliance, fixed combustion appliance, chimney or incinerator flue pipes passing through a suspended floor. Recommended means of separation are detailed in the Approved Documents supporting the national Building Regulations.

### **2.2.10 Thermal performance**

#### **Thermal conductivity**

The U-value of a completed floor will depend on the insulation thickness, the floor structure and its coverings.

The Product can be used to upgrade a floor that has existing insulation between the joists, to meet current U-value requirements.

For the purpose of U-value calculations, and to determine if the requirements of the national Building Regulations are met, the thermal resistance and U-value of suspended floors incorporating the Product shall be calculated according to BS EN ISO 10211 (taking into consideration BS EN ISO 6946, BS EN ISO 10456 and BRE Report 443), using the Product's declared thermal conductivity ( $\lambda_D$ ). Design and declared thermal values can be found in BS EN ISO 10456.

The maximum thickness of the Product shall not exceed 400 mm.

#### **Thermal bridging at junctions and around openings**

The applied Product forms a solid and seamless insulating foam layer without joints or gaps, reducing thermal bridges.

Care shall be taken in the overall design and construction to minimise air infiltration and thermal bridging at junctions with other elements and openings.

Guidance on linear thermal transmittance, heat flows and surface temperature factors can be found in the documents supporting the national Building Regulations and BS EN ISO 10211, BRE Information Paper 1/06, BRE Report 262, BRE Report 497, PAS 2030 and PAS 2035.

### **2.2.11 Durability**

The Product shall have a service life durability equivalent to that of the building into which it is incorporated. The expected lifespan of the building itself shall be at least 60 years.

Once installed, the Product is not susceptible to damage from environmental conditions normally encountered in the UK and Ireland.

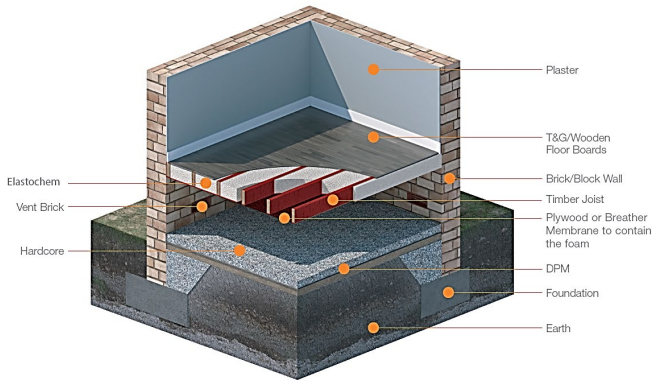
### **2.2.12 UKCA, UKNI and CE marking**

The European standard for the Product is BS EN 14315-1.

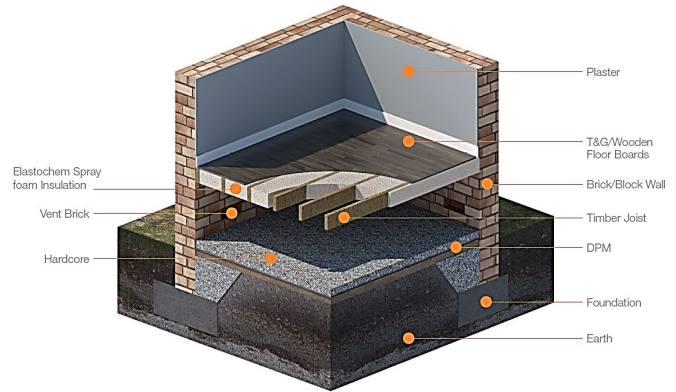


## 2.3 EXAMPLES OF TYPICAL DETAILS

**Diagram 1** - Details of suspended floor, application from above



**Diagram 2** - Details of suspended floor, application from below



## 2.4 INSTALLATION

The Product shall be installed strictly in accordance with the instructions (hereinafter 'Installation Manual') of the Agrément holder, the requirements of this Agrément and the requirements of BS 8000-0.

### 2.4.1 Project-specific installation considerations

The project-specific design shall be determined from a pre-installation survey.

The primary requirement of the pre-installation survey is to determine the following:

- the type, suitability and condition of all timber joists, floorboards and membranes;
- the existing floor is structurally sound, in a good state of repair with no evidence of underlying defects, rain penetration or dampness, staining or condensation;
- the location of any services, electrical devices, penetrations, and expansion joints;
- all floor elements are weathertight before the application of the Product;
- any ventilation requirements;
- the moisture content of porous surfaces shall not be greater than 19 %; non-porous substrates shall be checked to ensure that there is no condensation present on the surface;
- the substrate temperature is between 5 °C and 35 °C. An infrared or contact thermometer can be used for checking the substrate surface temperature;
- areas not to be treated.

### 2.4.2 Preparation

The following considerations apply before starting the work:

- application of the Product shall be carried out in accordance with BS 8000-0, BS EN 14315-1 and BS EN 14315-2;
- application of the Product may produce a build-up of harmful vapours. Installers shall wear personal protective equipment (PPE) when working with the Product, including nitrile gloves, disposable overalls and a full-face supplied-air respirator (SAR);
- sufficient natural or mechanical ventilation shall be put in place to prevent gasses entering other potentially habited areas of the building. It is advisable that other trades and personnel avoid entering the work area during and immediately after application;
- the relative humidity of the environment shall be considered before application. Care shall be taken to ensure that moisture vapour ingress from other areas of the building is restricted;
- the ambient temperature during the spraying shall be between 5 to 35 °C;
- safety equipment, services, task lighting and ventilation facilities shall be easily accessible;
- building access and safe re-entry times shall be in accordance with Agrément holder's guidelines;
- during application, prohibit contact with open flames and other sources of ignition;
- the maximum thickness of the Product shall not exceed 400 mm.

The following works shall be undertaken before installing the Product:

- substrate preparation and application parameters shall be in accordance with Product Installation Manual;
- any timber elements shall be treated and repaired if required;
- all permanent elements (i.e. windows, doors, walls and surfaces), air vents, pipes and other service penetrations shall be protected to prevent blockage and splashing of the Product;
- services, e.g. electrical cables, may need re-routing or trunking;
- flues shall be isolated by applying non-combustible thermal insulation material around them;
- ensure that the component's mixing ratio is correct (1:1 by volume), by separately measuring the flow rates of the two components before they pass through the spraying machine;
- ensure that all parameters (i.e. pressures and temperatures) of the components and spray machinery are in line with the Agrément holder's Installation guidelines;
- carry out the following quality control tests, using test methods in accordance with BS EN 14315-1 and BS EN 14315-2 to check:
  - the appearance of the Product, ensuring a round spray pattern, no sticky patches, no light or dark patches, no voids and a consistent colour;
  - the reaction profile of the Product by spraying a small section of material onto the floor and measuring the cream time, gel time, tack-free time and free-rise density, while ensuring the Product is free of moisture content and lumps or bubbles in the texture;
  - the adhesion strength to the substrate by conducting an on-site pull-out test;

- if the material shows any issue during quality control tests, adjust the parameters of the spray machinery and repeat the process until the required result is achieved.

### 2.4.3 Outline installation procedure

Detailed installation procedures can be found in the Agrément holder's Installation Manual.

The outline procedure is as follows:

General:

- set the appropriate temperature and pressure parameters on the spray machinery and select a suitable spraying nozzle;
- prepare and mix the Product components with an electric or pneumatic mixer to the required mixing ratio;
- spray the Product in layers to the required total thickness (50 mm to 150 mm thick per layer), with a gradual build-up following the same process;
- apply the Product with the spray gun perpendicular to the substrate;
- ensure any subsequent layer is sprayed immediately after the previous one has fully risen.

Installation from below:

- tape the joints of the floorboards to reduce the risk of overspray damage;
- apply the Product onto the underside of the floorboards between the floor joists;
- ensure there is no compromise of the required ventilation space;
- install a lining board or a suitable vapour permeable membrane on the underside of the timber joists if required (outside the scope of this Agrément).

Installation from above:

- if present, remove the floorboards;
- drape a suitable vapour permeable membrane on the underside of the joists and staple it to sides of the joists to form a channel in which to spray;
- if required, install a VCL on top of the floor joists prior to applying or reinstating the floorboards;
- ensure there is no compromise of the required ventilated air gap.

### 2.4.4 Finishing

The following finishing is required on completion of the installation:

- the Product shall be cured and cold prior to undertaking any finishing work;
- any excess Product can be trimmed flat using a handsaw and covered with a floorboard;
- follow the post-application best practices according to 'Guidance on best practices for installation of spray polyurethane foam';
- a survey shall be performed to check that electrical cables and flues are not obstructed. Corrective measures shall be taken to clear any such obstruction.

## 2.5 INDEPENDENTLY ASSESSED PRODUCT CHARACTERISTICS

### 2.5.1 Moisture control

Test	Standard	Result
Closed cell volume	BS EN ISO 4590 Method 2b	CCC1 (2.42 % closed cells)
Water vapour diffusion factor ( $\mu$ )	BS EN 12086 Method A	2.71
Water vapour diffusion equivalent air layer thickness ( $S_d$ )		0.19 m
Short-term water absorption	BS EN ISO 29767 Method B	0.2 kg/m <sup>2</sup>

### 2.5.2 Strength

Test	Standard	Result
Adhesion strength perpendicular to faces	on concrete	147 kPa
	on oriented strand board	111 kPa
	on natural stone	74 kPa
	on steel	27 kPa

### 2.5.3 Fire performance

Test	Standard	Result
Reaction to fire	BS EN 13501-1	F

### 2.5.4 Thermal performance

Test	Standard	Result
Declared aged thermal conductivity ( $\lambda_D$ )	50 to 400 mm thick BS EN 12667	0.036 W/mK

### 2.5.5 Other properties

Test	Standard	Result	
Dimensional stability under specified conditions	70 °C and 90 % RH	BS EN 1604	DS(TH)4
	-20 °C		
Airflow resistance	BS EN ISO 9053-1	505 x 10 <sup>3</sup> Pa.s.m <sup>-1</sup>	

REACH Statement for the Product in respect of emission of dangerous substances in accordance with Regulation (EC) No 1907/2006 confirms that no hazardous materials are present.



3.1 THE CONSTRUCTION (DESIGN AND MANAGEMENT) REGULATIONS 2015 AND THE CONSTRUCTION (DESIGN AND MANAGEMENT) REGULATIONS (NORTHERN IRELAND) 2016

Information in this Agrément may assist the client, principal designer/CDM co-ordinator, designer and contractors to address their obligations under these Regulations.

3.2 THE NATIONAL BUILDING REGULATIONS

In the opinion of Kiwa Ltd., the Product, if installed and used in accordance with Section 2 of this Agrément, can satisfy or contribute to satisfying the relevant requirements of the following national Building Regulations.

This Agrément shall not be construed to confer the compliance of any project-specific design with the national Building Regulations.

3.2.1 England

**The Building Regulations 2010 and subsequent amendments**

- B3(4) Internal fire spread (Structure) - the Product can inhibit the unseen spread of fire and smoke within concealed spaces
- C2(c) Resistance to moisture - a floor incorporating the Product can adequately protect a building from interstitial and surface condensation
- L1(a)(i) Conservation of fuel and power - the Product can limit heat gains and losses through a floor
- Regulation 7(1) Materials and workmanship - the Product is manufactured from suitably safe and durable materials for its application and can be installed to give a satisfactory performance
- Regulation 23 Requirements relating to thermal elements - the Product can contribute to a floor complying with the requirements of L1(a)(i)
- Regulation 26 CO<sub>2</sub> emission rates for new buildings - the Product can contribute to a building not exceeding its target CO<sub>2</sub> emission rate
- Regulation 26A Fabric energy efficiency rates for new buildings - the Product can contribute to satisfying this Regulation
- Regulation 26C Target primary energy rates for new buildings - the Product can contribute to satisfying this Regulation

3.2.2 Wales

**The Building Regulations 2010 and subsequent amendments**

- B3(4) Internal fire spread (Structure) - the Product can inhibit the unseen spread of fire and smoke within concealed spaces
- C2(c) Resistance to moisture - a floor incorporating the Product can adequately protect a building from interstitial and surface condensation
- L1(a)(i) Conservation of fuel and power - the Product can limit heat gains and losses through a floor
- Regulation 7(1) Materials and workmanship - the Product is manufactured from suitably safe and durable materials for its application and can be installed to give a satisfactory performance
- Regulation 23 Requirements relating to thermal elements - the Product can contribute to a floor complying with the requirements of L1(a)(i)
- Regulation 26 CO<sub>2</sub> emission rates for new buildings - the Product can contribute to a building not exceeding its target CO<sub>2</sub> emission rate
- Regulation 26A Primary energy rates for new buildings - the Product can contribute to satisfying this Regulation
- Regulation 26B Fabric performance values for new dwellings - the Product can contribute to satisfying this Regulation

3.2.3 Scotland

**The Building (Scotland) Regulations 2004 and subsequent amendments**

3.2.3.1 Regulation 8(1) Durability, workmanship and fitness of materials

- The Product is manufactured from acceptable materials and is adequately resistant to deterioration and wear under normal service conditions, provided it is installed in accordance with the requirements of this Agrément

3.2.3.2 Regulation 9 Building standards - Construction

- 2.4 Cavities - the Product can inhibit the unseen spread of fire and smoke within concealed spaces
- 3.15 Condensation - a floor incorporating the Product can protect a building from moisture caused by surface or interstitial condensation
- 6.2 Building insulation envelope - the Product will contribute to the insulation envelope resisting thermal transfer
- 7.1(a)(b) Statement of sustainability - the Product can contribute to satisfying the relevant Requirements of Regulation 9, Sections 1 to 6, and therefore will contribute to a construction meeting a bronze level of sustainability, as defined in this Standard; in addition, the Product can contribute to a construction meeting a higher level of sustainability, as defined in this Standard

3.2.3.3 Regulation 12 Building standards - Conversions

- All comments given under Regulation 9 also apply to this Regulation, with reference to Schedule 6 of The Building (Scotland) Regulations 2004 and subsequent amendments, clause 0.12 of the Technical Handbook (Domestic) and clause 0.12 of the Technical Handbook (Non-Domestic)

3.2.4 Northern Ireland

**The Building Regulations (Northern Ireland) 2012 and subsequent amendments**

- 23(1) Fitness of materials and workmanship - the Product is suitable and can be adequately mixed, prepared and applied
- 29 Condensation - floors incorporating the Product can adequately protect a building from moisture in the form of interstitial condensation
- 35(4) Internal fire spread (Structure) - the Product can inhibit the unseen spread of fire and smoke within concealed spaces
- 39(a)(i) Conservation measures - the Product will limit heat gains and losses through a floor
- 40(2) Target carbon dioxide emission rate - the Product will contribute to a building not exceeding its target CO<sub>2</sub> emission rate
- 43 Renovation of thermal elements - the Product can contribute to a wall complying with the requirements of 39(a)(i)

### 3.2.5 Ireland

#### Building Regulations 1997 and subsequent amendments

In order to demonstrate compliance with Irish Building Regulations, this BDA Agrément® certifies that the Product complies with the requirements of a recognised document and indicates it is suitable for its intended purpose and use.

- B3(3) Internal fire spread (structure, for buildings other than dwellings) - the Product can inhibit the unseen spread of fire and smoke within concealed spaces
- B8(3) Internal fire spread (structure, for dwellings) - the Product can inhibit the unseen spread of fire and smoke within concealed spaces
- C4 Resistance to weather and ground moisture - a floor incorporating the Product can contribute to adequately protecting a building from the passage of moisture from precipitation and condensation
- D1 Materials and workmanship - the Product is manufactured from suitably safe and durable materials for the application and can be installed to give a satisfactory performance
- L1 Conservation of fuel and energy - the Product can enable a building to conserve energy and limit CO<sub>2</sub> emissions
- L2(a) Conservation of fuel and energy (for existing dwellings) - the Product will limit heat gains and losses through a floor
- L4(a) Conservation of fuel and energy (for existing buildings other than dwellings) - the Product will limit heat gains and losses through a floor
- L5(c) Conservation of fuel and energy (for new buildings other than dwellings) - the Product will limit heat gains and losses through a floor
- Regulation 8(c) Conservation of fuel and energy (for new dwellings) - the Product can contribute to satisfying this Requirement

## 3.3 THIRD-PARTY ACCEPTANCE

In the opinion of Kiwa Ltd. if installed, used, and maintained in accordance with this Agrément, this Product can satisfy the appropriate structural, fire, moisture, thermal and durability requirements of a Structural Warranty provider. Please contact the relevant Structural Warranty provider to ascertain their project specific design requirements and to confirm their acceptance on a case-by-case basis.

- BS EN ISO 4590:2016 Rigid cellular plastics. Determination of the volume percentage of open cells and of closed cells
- BS EN ISO 6946:2017 Building components and building elements. Thermal resistance and thermal transmittance. Calculation methods
- BS EN ISO 9001:2015 Quality management systems. Requirements
- BS EN ISO 9053-1:2018 Acoustics. Determination of airflow resistance. Static airflow method
- BS EN ISO 10211:2017 Thermal bridges in building construction. Heat flows and surface temperatures. Detailed calculations
- BS EN ISO 10456:2007 Building materials and products. Hygrothermal properties. Tabulated design values and procedures for determining declared and design thermal values
- BS EN ISO 29767:2019 Thermal insulating products for building applications. Determination of short-term water absorption by partial immersion
- BS EN 300:2006 Oriented strand boards (OSB). Definitions, classification and specifications
- BS EN 351-1:2023 Durability of wood and wood-based products. Preservative-treated solid wood. Classification of preservative penetration and retention
- BS EN 1604:2013 Thermal insulating products for building applications. Determination of dimensional stability under specified temperature and humidity conditions
- BS EN 1607:2013 Thermal insulating products for building applications. Determination of tensile strength perpendicular to faces
- BS EN 1992-1-1:2004+A1:2014 Eurocode 2: Design of concrete structures. General rules and rules for buildings
- NA+A2:2014 to BS EN 1992-1-1:2004+A1:2014 UK National Annex to Eurocode 2. Design of concrete structures. General rules and rules for buildings
- BS EN 1993-1-1:2005+A1:2014 Eurocode 3. Design of steel structures. General rules and rules for buildings
- NA+A1:2014 to BS EN 1993-1-1:2005+A1:2014 UK National Annex to Eurocode 3. Design of steel structures. General rules and rules for buildings
- BS EN 1995-1-1:2004+A2:2014 Eurocode 5: Design of timber structures. General. Common rules and rules for buildings
- NA to BS EN 1995-1-1:2004+A2:2014 UK National Annex to Eurocode 5: Design of timber structures. General. Common rules and rules for buildings
- BS EN 12086:2013 Thermal insulating products for building applications. Determination of water vapour transmission properties
- BS EN 12667:2001 Thermal performance of building materials and products. Determination of thermal resistance by means of guarded hot plate and heat flow meter methods. Products of high and medium thermal resistance
- BS EN 13501-1:2018 Fire classification of construction products and building elements. Classification using data from reaction to fire tests
- BS EN 14315-1:2013 Thermal insulating products for buildings. In-situ formed sprayed rigid polyurethane (PUR) and polyisocyanurate (PIR) foam products. Specification for the rigid foam spray system before installation
- BS EN 14315-2:2013 Thermal insulating products for buildings. In-situ formed sprayed rigid polyurethane (PUR) and polyisocyanurate (PIR) foam products. Specification for the installed insulation products
- BS 5250:2021 Management of moisture in buildings. Code of practice
- BS 8000-0:2014+A1:2024 Workmanship on construction sites. Introduction and general principles
- BS 8103-3:2009 Structural design of low-rise buildings. Code of practice for timber floors and roofs for housing
- American Chemistry Council Spray Foam Coalition:2012 Guidance on best practices for the installation of spray polyurethane foam
- BRE Information Paper 1/06:2006 Assessing the effects of thermal bridging at junctions and around openings
- BRE Report 262:2002 Thermal insulation: avoiding risks
- BRE Report 443:2019 Conventions for U-value calculations
- BRE Report 497:2016 Conventions for calculating linear thermal transmittance and temperature factors
- I.S. EN 1992-1-1:2004+AC:2010+A1:2014 Eurocode 2: Design of concrete structures. Part 1-1: General rules and rules for buildings
- I.S. EN 1992-1-1/NA:2004/NA:2010/AC2:2020 Irish National Annex to Eurocode 2: Design of concrete structures. Part 1-1: General rules and rules for buildings
- I.S. EN 1993-1-1:2005 Eurocode 3: Design of steel structures - Part 1-1: General rules and rules for buildings
- I.S. EN 1993-1-1/NA:2005 Irish National Annex to Eurocode 3: Design of steel structures - Part 1-1: General rules and rules for buildings
- I.S. EN 1995-1-1:2005 Eurocode 5: Design of timber structures. Part 1-1: General. Common rules and rules for buildings
- I.S. EN 1995-1-1/NA:2005+A1:2013 Irish National Annex to Eurocode 5: Design of timber structures. Part 1-1: General. Common rules and rules for buildings
- PAS 2030:2023 Installation of energy efficiency measures in existing dwellings. Specification
- PAS 2035:2023 Retrofitting dwellings for improved energy efficiency. Specification and guidance
- Regulation (EC) No 1272/2008: Classification, labelling and packaging of substances and mixtures
- Regulation (EC) No 1907/2006: Registration, Evaluation, Authorisation and Restriction of Chemicals (REACH)
- UK Statutory Instruments 2009 No. 716 The Chemicals (Hazard Information and Packaging for Supply) Regulations 2009

**Remark** - Apart from these sources, technical information and confidential reports have been assessed; any relevant documents are in the possession of Kiwa Ltd. and are kept in the Technical Assessment File of this Agrément. The Installation Manual for the Product may be subject to change; contact the Agrément holder for the clarification of revisions.

## 5 AMENDMENT HISTORY

Revision	Amendment description	Author	Approver	Date
-	First issue	A Chapman	C Devine	January 2025

## 6 CONDITIONS OF USE

This Agrément may only be reproduced and distributed in its entirety.

Where a National Annex exists in respect of a BS EN (or other) standard, its use is deemed mandatory wherever the original standard is referenced.

Kiwa Ltd. has used due skill, care and attention in the preparation of this BDA Agrément®.

Whilst all due diligence has been used, no liability or warranty is extended by Kiwa Ltd.

The Agrément holder is responsible for advising Kiwa Ltd. immediately if there is a variation to the Product specification or constituent elements/components after initial publication of this BDA Agrément®.

For full terms and conditions, refer to Kiwa Ltd.